

WEEKLY STOCKS RECOMMENDATION

KEY MARKET STATISTICS	02/05/2025	25/04/2025	WTD Change
NGX- ASI	106,042.57	104,233.81	↑ 1.74%
Mrk Cap (N'trn)	75.41	65.50	↑ 15.13%
Volume (bn)	2.20	1.53	↑ 44.26%
Mkt Turnover (N'bn)	66.65	43.01	↑ 54.98%
Number of Deals	70,329	51,156	↑ 37.48%

KEY ECONOMIC INDICATORS	
Inflation	24.23%
MPR	27.50%
GDP (Q4-2024)	3.84%

NIGERIA EQUITY MARKET

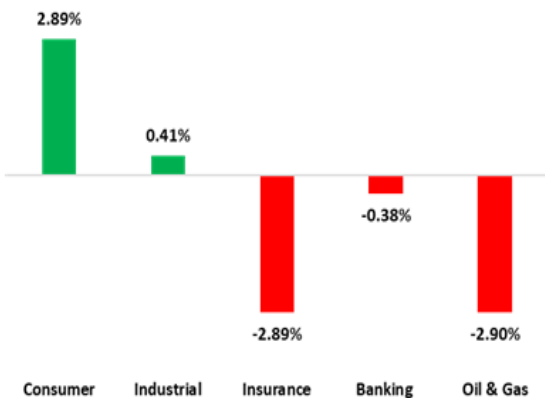
The Equity market experienced a total turnover of 2.200 billion shares worth N75.409 billion in 70,329 deals was traded this week by investors on the floor of the Exchange, in contrast to a total of 1.854 billion shares valued at N56.025 billion that exchanged hands last week in 51,386 deals.

The Financial Services (measured by volume) led the activity chart with 1.432 billion shares valued at N30.908 billion traded in 33,095 deals; thus contributing 65.09% and 40.99% to the total equity turnover volume and value respectively.

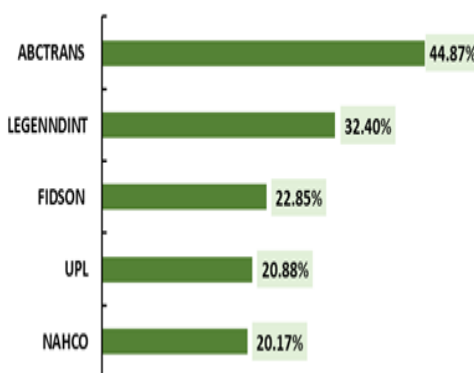
The ICT industry followed with 230.248 million shares worth N27.453 billion in 4,811 deals. Third place was the Consumer Goods Industry, with a turnover of 166.345 million shares worth N4.708 billion in 8,284 deals.

Trading in the top three equities namely Fidelity Bank Plc, Access Holdings Plc and United Bank for Africa Plc (measured by volume) accounted for 704.639 million shares worth N16.757 billion in 10,466 deals, contributing 32.03% and 22.22% to the total equity turnover volume and value respectively.

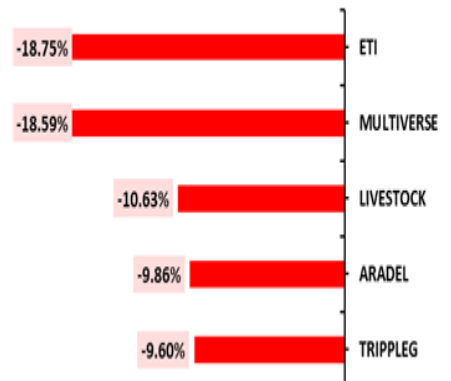
Sectoral Performance



Top 5 WEEKLY GAINERS



TOP 5 WEEKLY LOSERS



WEEKLY STOCKS RECOMMENDATION

Valuation and Fundamental Metrics										
	Fundamental			Trailing/Forecast			Price History			
	NM	ROE	EPS	P/E	CP	TP	UPP	Year High	Year Low	Rating
AGRICULTURE										
OKOMUOIL	21%	4%	21.64	24.24x	524.7	603	15.0%	545.2	246.5	BUY
PRESCO	15%	4%	32.86	26.17x	860	946	10.0%	860	229.9	BUY
CONSTRUCTION/REAL ESTATE										
BERGER	6%	8%	1.54	0.08x	19.6	20	0.0%	23.95	12.35	HOLD
CONSUMER GOODS										
CADBURY	-24%	-26%	-8.37	-3.81x	31.9			32.25	15.25	UR
UNILEVER	8%	3%	1.47	29.27x	43			43.95	14.55	UR
NB	-18%	-22%	-10.35	-4.45x	46			46	22.6	UR
NESTLE	-15%	-9%	-100.26	-10.97x	1100	1100	0.0%	1,100	805	HOLD
GUINNESS	-8%	-10%	-8.29	-9.65x	80	91	13.7%	80	49.55	BUY
DANGSUGAR	-17%	-17%	-6.07	-5.76x	35			51	28.55	UR
FINANCIAL SERVICES										
UBA	28%	51%	17.77	1.96x	34.8	52	49.9%	39.95	18.9	BUY
ETI	11%	45%	14.36	2.23x	32	42.17	31.8%	34.7	20.45	BUY
FIDELITYBK	21%	15%	3.11	6.55x	20.35	23.40	15.0%	21.15	7.85	BUY
ACCESSCORP	37%	80%	17.42	1.26x	21.9	51.2	133.6%	28.9	16.3	BUY
FBNH	32%	35%	8.65	2.87x	24.8	56.6	128.4%	34	18.5	BUY
ZENITHBANK	59%	45%	21.56	2.20x	47.5	63	33.3%	52	29.7	BUY
GTCO	98%	29%	18.34	3.49x	64	120.11	87.7%	70	33.5	BUY
ICT										
MTNN	-6%	-3%	-6.53	-39.07x	255	293	15.0%	264.2	169	BUY
AIRTELAFRI	14%	11%	239.48	9.01x	2156.9	2372.59	10.0%	2,200	1,973	BUY
INDUSTRIAL GOODS										
DANGCEM	21%	6%	26.74	16.16x	432	528	22.2%	591.10	349.20	BUY
BUACEMENT	15%	2%	2.05	40.81x	83.70	56.75	-32.2%	134.00	83.70	SELL
WAPCO	13%	4%	3.17	26.05x	82.7	67	-19.0%	84.50	32.85	SELL
OIL AND GAS										
SEPLAT	12%	2%	138.21	7.33x	5,700.00	4131	-27.5%	5,738.20	2,962.20	SELL
TOTAL	2%	5%	38.03	0.00x	705.00	921	30.6%	745.00	353.60	BUY

Disclaimer

Please note that this is neither an invitation nor a recommendation and must be construed solely as statements of opinion and not statements of fact. No warranty, express or implied, as to the accuracy, timeliness, completeness, merchantability or fitness for any particular purpose of any such recommendation or information is given or made by Arthur Stevens Asset Management Ltd in any form or manner whatsoever. Each recommendation or opinion must be weighed solely as one factor in any investment or other decision made by or on behalf of any user of the information contained herein and such user must accordingly make its own study and evaluation of each strategy/security that it may consider purchasing, holding or selling and should appoint his/her own investment or financial or other advisors to assist the user in reaching any decision. Arthur Stevens Asset Management Ltd will accept no responsibility of any nature in respect of any statement, opinion, recommendation or information contained in this document.